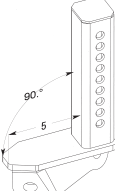
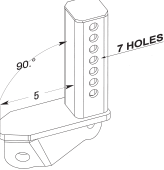
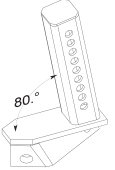

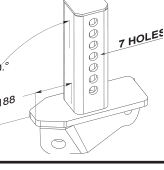
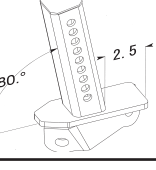
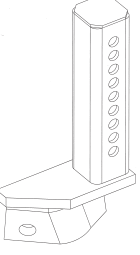

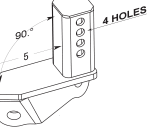
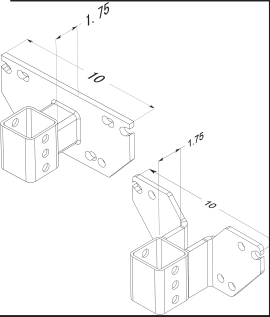
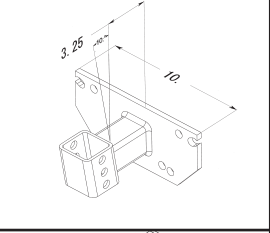
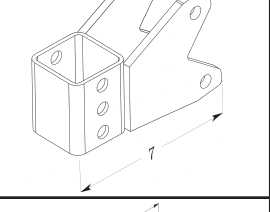
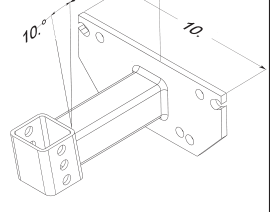
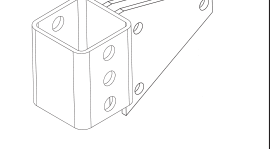
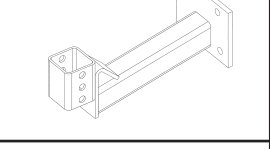
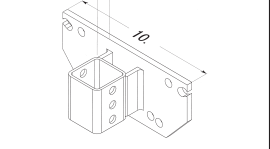
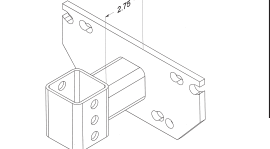


SABER TOOTH STEM IDENTIFICATION (Current Production)

FIGURE (L.H. SHOWN)	STEM PART NUMBER	WHERE USED	
		ASSEMBLY P/N	DESCRIPTION
	470138L & 470138R OBSOLETE ORDER 470138SL/R BELOW	5011164L/R 5011163L/R 5011152L/R 5011154L/R	Case - New Holland Used in competitive mounts Monosem JD-7200, -7300, -1700 Series Kinze; White 5700, 6100, 6700, 8000 & 9000
	470138SL & 470138SR	5011163SL/SR 5011231L/R 5011229L/R 5011229SL/SR 5011230L/R 5011230SL/SR	Floating Row Cleaners Case New Holland JD, Kinze, White except 5100
	470088L & 470088R	5011131L/R 5011144L/R 5011161L/R	White 5100 Landoll Great Plains
	470094L & 470094R	5011138L/R 470217L/R 5011217L/R	JD-7000,-7100, -7200, -7300 & 1700 with Tillage support Bracket Universal Mount Screw Adjust
	470162L & 470162R	5011182L/R	Nutri Mate 3 JD Row Unit Mounted Fertilizer Opener
	470087(LH) & 470086(RH)	5011132L/R 5011137L/R	For use on Nutri-Mate II JD-7000;-7100 JD-1700 Series w/23" Linkage
	470102L & 470102R	5011142L/R 5011143L/R 5011148L/R 5011165L/R 5011151L/R 5011155L/R (1 Disc)	Single Blade for Nutri-Mate II Kinze; White JD-7000;-7100 JD-1700 Series w/23" Linkage Case - New Holland Monosem JD-JD-7200;-7300;-1700 Series with 16" Linkages Replaced by 470102SL/SR
	470102SL & 470102SR	5011142SL/R 5011160L/R (1 Disc)	Nutri Mate 3 Great Plains Replaces 470102L/R
	471007L & 471007R	5011231L/R	For Precision & Spring Floating JD 7000 & 1700 Series Kinze 3000 & 4000 Series White 8000 & 9000 Series Case IH 1200 Series

SABER TOOTH MOUNT IDENTIFICATION (Current Production)

FIGURE	MOUNT PART NUMBER	ASSEMBLY P/N	MOUNTING HARDWARE	WHERE USED
			PART # - DESC. - QTY.	DESCRIPTION
	470117	5011154L/R 5011155L/R (1 DISC)	200324 HHCS 1/2 X 1 3/4 4 201119 NUT 1/2 HEX FLANGE 4	JD - 7200, 7300 & 1700 Series White 5700, 6100, 6700, 8000 & 9000 Kinze
	470082	5011131L/R 5011143L/R (1 DISC)	200324 HHCS 1/2 X 1 3/4 4 201119 NUT 1/2 HEX FLANGE 4	White 5100 NOTE: White 5100 <u>may not</u> have mount holes or standard holes used in later models. Check with Dealer or Sunco before ordering
	470137	5011164L/R 5011165L/R (1 DISC)	200340 HHCS 1/2 X 3 1/2 2 201119 NUT 1/2 HEX FLANGE 2	Case - New Holland Case - New Holland
	470093B	5011137L/R 5011148L/R (1 DISC)	200324 HHCS 1/2 X 1 3/4 4 201119 NUT 1/2 HEX FLANGE 4	JD-7000; -7100 JD 1700 Series w/23" Lnk
	470114	5011152L/R 5011151L/R (1 DISC)	200205 HHCS 3/8 X 1 1/4 3 201148 NUT 3/8 HEX FLANGE 3	Monosem Stand. Parallel Lnk
	470135	5011161L/R 5011160L/R (1 DISC)	200324 HHCS 1/2 X 1 3/4 4 201119 NUT 1/2 HEX FLANGE 4	Great Plains
	470116	5011153L/R	200324 HHCS 1/2 X 1 3/4 4 201119 NUT 1/2 HEX FLANGE 4	Monosem- Heavy Duty Parallel Lnk w/Face Plate
	470194	5011221L/R	200324 HHCS 1/2 X 1 3/4 4 201119 NUT 1/2 HEX FLANGE 4	Kinze 4900